



ORKUSTOFNUN  
Jarðhitadeild

## **SVARTSENGI**

**Vinnslueftirlit júlí 1988 - júlí 1989**

Verkfræðistofan Vatnaskil hf.

Unnið fyrir Hitaveitu Suðurnesja

OS-89062/JHD-09

September 1989



ORKUSTOFNUN  
Jarðhitadeild

# **SVARTSENGI**

**Vinnslueftirlit júlí 1988 - júlí 1989**

Verkfræðistofan Vatnaskil hf.

Unnið fyrir Hitaveitu Suðurnesja

OS-89062/JHD-09

September 1989

## EFNISYFIRLIT

1. INNGANGUR	3
2. VINNSLA ÚR JARÐHITASVÆÐINU	3
3. VATNSBORÐSMÆLINGAR	5
VIÐAUKI: Frumgögn	11

## TÖFLUSKRÁ

1. Vinnsla úr jarðhitasvæðinu	4
2. Niðurdæling	4
3. Niðurdráttur og vinnsla	5
4. Niðurdráttur og þrýstímælingar á 700 m dýpi í holu 7	5

## MYNDASKRÁ

1. Vinnsla úr jarðhitasvæðinu í kg/s	6
2. Holutoppsþrýstingur í bary	7
3. Heildarvinnsla og niðurdæling	8
4. Heildarvinnsla og vatnshæð 1976-1989	9

## 1. INNGANGUR

Þessi skýrsla er sú fimmta í röðinni sem Verkfræðistofan Vatnaskil vinnur fyrir Orkustofnun vegna Hitaveitu Suðurnesja. Efni skýrslunnar er úrvinnsla gagna um vinnslu og niðurdrátt á jarðhitasvæðinu í Svartsengi tímabilið 1.júlí 1988 - 1.júlí 1989. Öll gögn varðandi vinnslueftirlit með jarðhitasvæðinu eru skráð af starfsmönnum Hitaveitu Suðurnesja með tölvuforriti sem var gert sérstaklega fyrir hitaveituna. Forritið færir gögn í frumskrár, þar sem þau eru tiltæk til frekari úrvinnslu með forritinu. Allar niðurstöður er síðan hægt að skoða sem myndir á tölvuskjá eða prenta þær út. Skýrsla þessi dregur saman helstu niðurstöður fyrir ofangreint tímabil.

## 2. VINNSLA ÚR JARÐHITASVÆÐINU

Á síðasta ári urðu þær breytingar á vinnslu úr svæðinu, að hinn 26.maí var hætt að dæla niður í holu 12, og var hún tekin í notkun sem vinnsluhola 12. ágúst 1988. Hætt var að nota holu 5 sem vinnsluholu 18. maí 1988 og hafin niðurdæling í hana þann 12. júlí það ár. Vinnsla úr einstökum holum á jarðhitasvæðinu tímabilið 1. júlí 1988 - 1. júlí 1989 er sýnd á mynd 1. Þar er einnig sýnd niðurdæling í holu 5. Á mynd 2 er sýndur holutoppssprýstingur fyrir sama tímabil. Þar sést að þrýstingur fer vaxandi í holu 10 og er nú tæp 27 bar. Hóla 10 hefur undanfarin ár gefið hreina gufu og þyrfti því að bæta rennismælinguna úr holunni með því að mæla jafnframt þrýstifall yfir blenduna en ekki einungis holutoppssprýsting eins og nú er gert. Rennslisreikningar fyrir allar holur voru endurskoðaðir og tekið tillit til nýrra hitamælinga í holunum. Þrýstingur í holum 6 og 12 er aðeins um 10 bar og má holutoppssprýstingurinn í þeim ekki lækka mikið til að þær verði ónothæfar. Fylgjast þarf sérstaklega vel með því að niðurdæling í holu 5, sem hefur mest áhrif á holur 6 og 12, valdi ekki kólnun og þar með enn frekari lækkun á holutoppssprýstingi.

Heildarvinnsla og niðurdæling fyrir þetta eins árs tímabil er sýnd á mynd 3, og í töflu 1 er tekin saman heildarvinnsla frá upphafi vinnslu í Svartsengi. Frumgögn eru birt í viðauka.

TAFLA 1. Vinnsla úr jarðhitasvæðinu

Ár	Vinnsla millj.tonn	Heildarvinnsla í árslok millj.tonn	Meðalvinnsla kg/s
1976	0,21	0,21	26,4
1977	1,07	1,28	33,9
1978	1,63	2,91	51,7
1979	3,19	6,10	101,2
1980	4,30	10,44	136,0
1981	7,48	17,92	237,2
1982	7,58	25,50	240,4
1983	7,60	33,10	241,0
1984	7,90	41,00	249,8
1985	7,75	78,75	245,8
1986	8,24	56,99	261,3
1987	8,00	64,99	253,7
1988	8,39	73,38	266,0
1989*	4,42	77,80	282,6

\* Til 1.júlí 1989.

Í töflunni hefur niðurdæling verið dregin frá heildarvinnslu. Niðurdæling í holur 5 og 12 er sýnd í töflu 2. Frumgögn eru birt í viðauka.

TAFLA 2. Niðurdæling

Ár	Hola 12 millj.tonn	Hola 5 millj.tonn	Heildarniður- dæling í árslok millj.tonn	Meðal- niðurdæling kg/s
1984	0,32	0	0,32	21,9
1985	0,94	0	1,26	29,8
1986	1,73	0	2,99	54,9
1987	1,35	0	4,34	42,8
1988	0,61	0,39	5,34	31,7
1989*	0	0,63	5,97	40,3

\* Til 1.júlí 1989

Eins og sést af töflunni hefur um 6 milljónum tonna verið dælt niður í lok júní 1989 og er það rúmlega 7% af heildarvinnslunni.

### 3. VATNSBORÐSMÆLINGAR

Pegar vatnsborðsmælingar í holu 4 trufluðust vegna suðu efst í holunni var þeim hætt og þrýstimælingar notaðar til að meta þrýstilækkun á svæðinu. Þrýstingur á 700 m dýpi í holu 7 hefur verið notaður í því skyni. Mældur niðurdráttur og heildarvinnsla úr jarðhitasvæðinu frá upphafi eru sýnd á mynd 4. Tafla 3 sýnir niðurdrátt og vinnslu þau ár sem vatnsborðsmælingar í holu 4 gáfu rétta mynd af niðurdrættinum.

TAFLA 3. Niðurdráttur og vinnsla

Ár	Meðalvinnsla kg/s	Niðurdráttur á árinu m	Mældur niður- dráttur í árslok m
1976	26,4	2,4	2,4
1977	33,9	9,2	11,6
1978	51,7	8,4	20,0
1979	101,2	10,0	30,0
1980	136,0	17,0	47,0
1981	237,2	35,4	82,4
1982	240,4	16,3	98,7
1983	241,0	19,8	118,5
1984	249,8	16,1	134,6
1985	245,8	13,4	148,0

Niðurdráttur reiknaður ú frá þrýstimælingum er sýndur á mynd 4 og í töflu 4.

TAFLA 4. Niðurdráttur og þrýstimælingar á 700 m dýpi í holu 7

Dagsetn.	Þrýstingur bar	Niðurdráttur m.
79.10.28	54,04	27,0
79.11.02	53,45	33,1
79.11.23	53,84	29,1
80.01.29	54,33	24,0
80.03.04	53,64	31,1
80.10.08	51,98	48,1
82.03.15	47,37	95,5
83.05.04	45,60	113,6
84.04.30	44,03	129,7
85.04.22	43,84	131,8
86.06.03	41,49	155,8
87.04.29	41,20	158,9
87.06.03	41,50	155,7
88.10.22	40,22	168,9
89.02.14	39,50	176,3


Eins og taflan sýnir heldur niðurdráttur áfram að aukast og er í lok júní 1989 orðinn rúmlega 180 m.

Áhrifum vaxandi niðurdráttar og niúrdælingar á vinnslu úr jarðhitasvæðinu er lýst í sérstakri skýrslu, sem Verkfræðistofan Vatnaskil vann fyrir Orkustofnun vegna Hitaveitu Suðurnesja, (Svartsengi. Reiknilíkan af jarðhitakerfi. OS-89031/JHD-05, ágúst 1989).

HITAVEITA SUÐURNESJA

SVARTSENGI

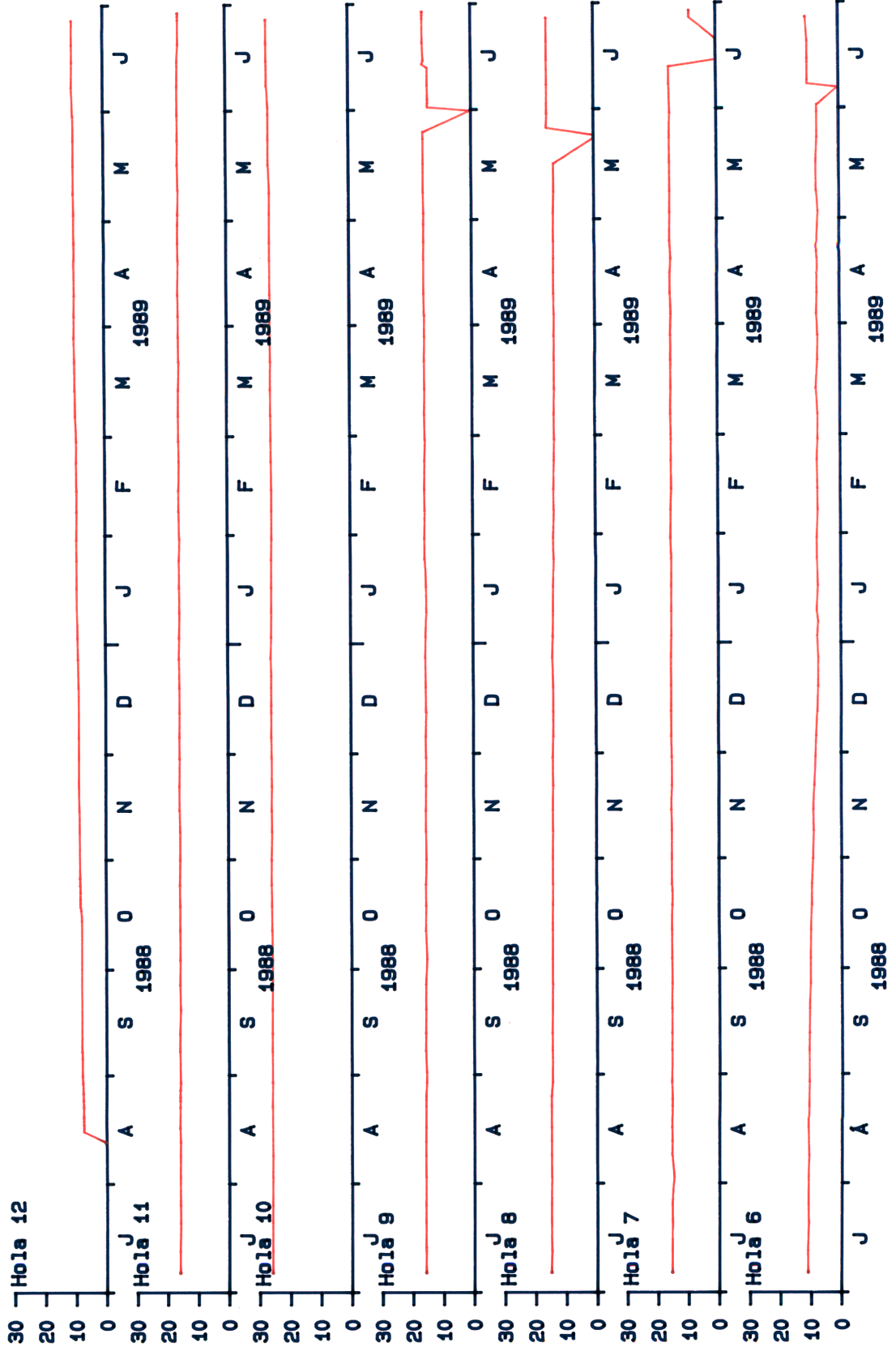
Vinnsla úr jarðhitasvæðinu í kg/s



HITAVEITA SUÐURNESJA

SVARTSENGI

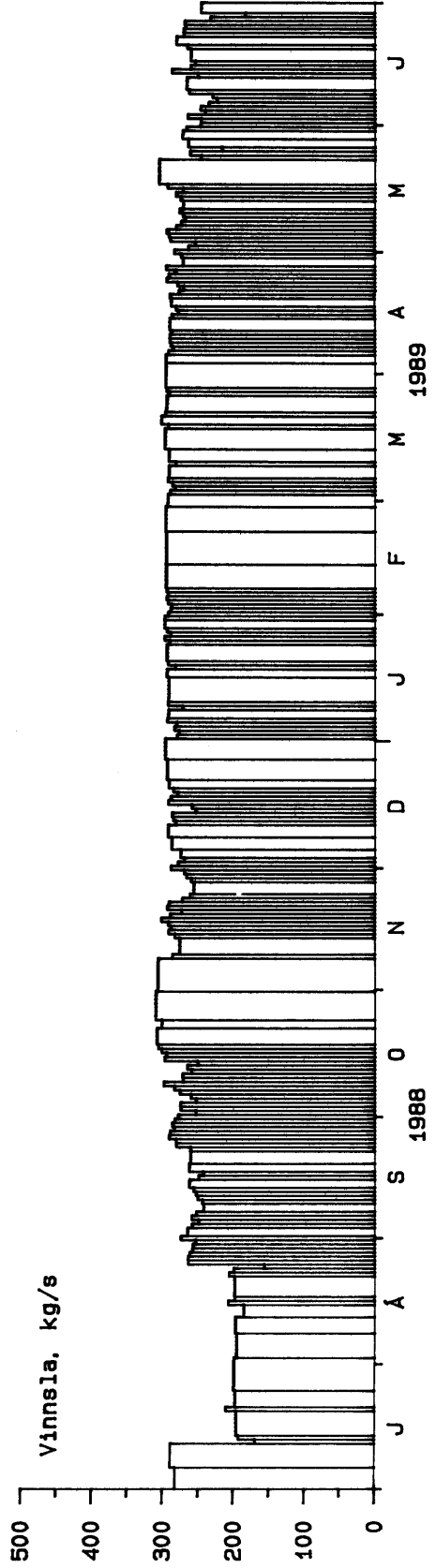
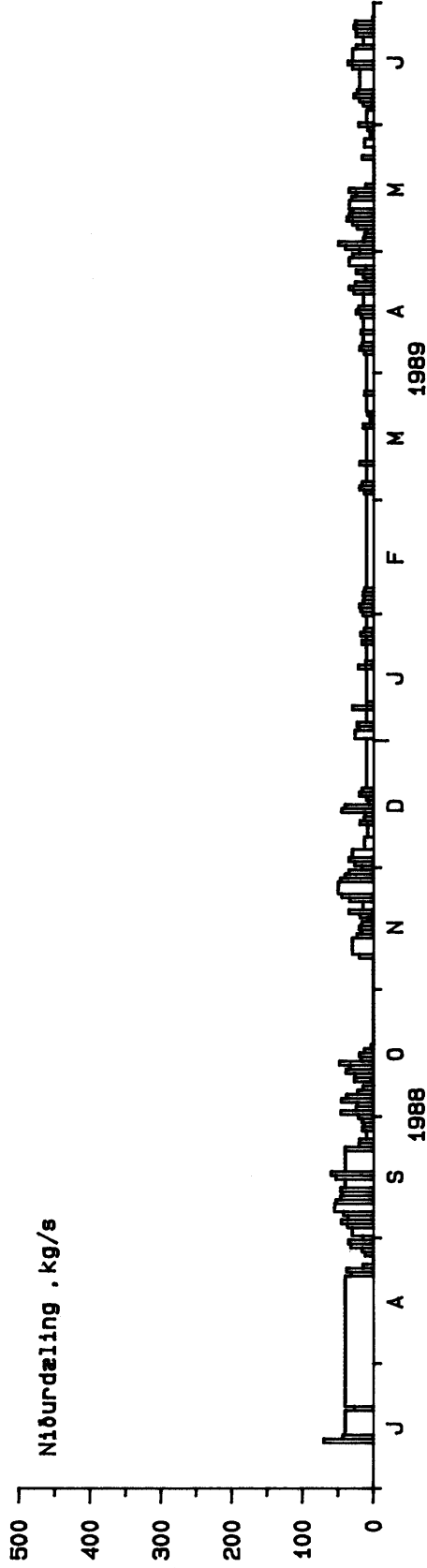
Hólutoppsprýstingur í bary





SVARTSENGI

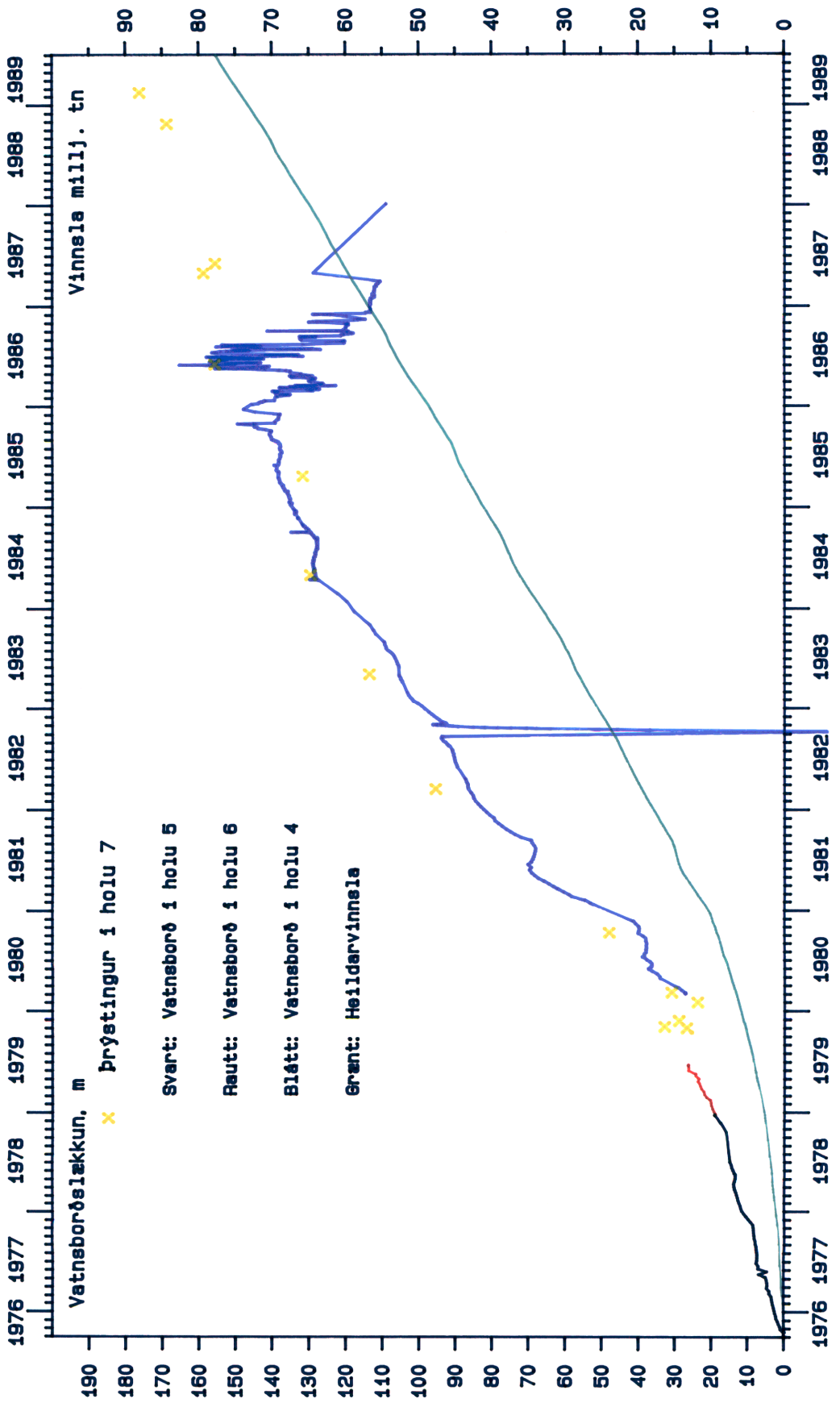
Heildarvinnsla og niðurdæling



# HITAVEITA SUÐURNESJA

## SVARTSENGI

Heildarvinnsla og vatnsborð 1976 - 1989



**VIÐAUKI**

Frumgögn



HITAVEITA SUDURNESJA, VINNSLUEFTIRLIT  
 Vinnslugögn fyrir holu SG-06

89-07-27

1

Dags.	Blenda stærð mm	brýstingur P-min bar	P-max bar	Holan lokuð	Blenda lokunart. klst	O p n u n a r t f m i Framhjahl. klst	Hljóðd. klst	Holutoppur klst	Athugasemdir
88-07-06	105.0	10.40	11.40						
88-07-12	105.0	10.50	11.50						
88-07-20	105.0	10.20	11.10						
88-07-25	105.0	10.50	11.20						
88-08-02	105.0	10.50	11.10						
88-08-08	105.0	10.10	11.10						
88-08-16	105.0	10.50	11.20						
88-08-22	105.0	10.40	11.10						
88-08-29	105.0	10.20	11.00						
88-09-07	105.0	10.10	11.10						
88-09-12	105.0	10.00	11.00						
88-09-19	105.0	9.80	11.00						
88-09-26	105.0	9.60	10.50						
88-10-03	105.0	9.60	10.50						
88-10-11	105.0	9.40	10.30						
88-10-18	105.0	9.10	10.00						
88-10-24	105.0	9.20	9.90						
88-10-31	105.0	8.80	9.50						
88-11-08	105.0	8.60	9.20						
88-11-14	105.0	8.40	9.60						
88-11-21	105.0	8.40	8.90						
88-11-29	105.0	7.90	8.50						
88-12-05	105.0	7.70	8.20						
88-12-12	105.0	7.40	7.80						
88-12-19	105.0	7.10	7.60						
88-12-27	105.0	7.00	7.50						
89-01-02	105.0	7.40	7.80						
89-01-06	105.0	7.00	7.50						
89-01-09	105.0	7.40	8.10						
89-01-16	105.0	7.00	7.60						
89-01-24	105.0	7.40	7.80						
89-01-30	105.0	7.40	7.80						
89-02-07	105.0	7.00	7.50						
89-02-13	105.0	7.10	7.50						
89-02-21	105.0	7.40	7.70						
89-02-27	105.0	7.00	7.50						
89-03-06	105.0	7.00	7.40						
89-03-13	105.0	7.60	8.00						
89-03-21	105.0	6.90	7.40						
89-03-28	105.0	6.90	7.30						
89-04-03	105.0	7.20	7.70						
89-04-09	105.0	6.90	7.50						
89-04-19	105.0	6.90	7.40						
89-04-21	105.0	7.10	7.50						
89-05-02	105.0	6.60	7.00						
89-05-08	105.0	7.10	7.60						
89-05-16	105.0	7.20	7.60						
89-05-23	105.0	6.80	7.30						
89-05-30	105.0	6.80	7.30						
89-06-01	105.0	Ekki mælt		106		106			UPPBORUN
89-06-06	105.0	.00	.00	24		8			HOLAN K&FD
89-06-07	105.0	9.60	10.70	18	7	8	1		HLEYPT UPP
89-06-08	105.0	Ekki mælt		11	109	11			
89-06-13	105.0	9.60	10.70			24			
89-06-14	105.0	9.60	10.70			120			
89-06-19	105.0	9.60	10.60			168			
89-06-26	105.0	10.20	11.20	2	9	1			

HITAVEITA SUDURNESJA, VINNSLUEFTIRLIT  
Vinnslugögn fyrir holu SG-07

89-07-27

1

Dags.	Blenda starð mm	Þrýstingur P-min bar	Holan P-max bar	Blenda lokunart. klst	O p n u n a r t f m i Framhjäh. klst	Hljóðd. klst	Holutoppur klst	Athugasemdir
88-07-06	98.4	15.00	15.60				144	
88-07-12	98.4	14.90	15.60				192	
88-07-20	98.4	14.90	15.40				120	
88-07-25	98.4	15.00	15.60				192	
88-08-02	98.4	14.00	15.20				144	
88-08-08	98.4	14.90	15.60				96	
88-08-12	98.4	Ekki malt					85	HJÁRÁS LOKAD
88-08-16	98.4	15.00	15.70					
88-08-22	98.4	15.00	15.50					
88-08-24	98.4	Ekki malt		23	2	20		STORA STOPPID
88-08-29	98.4	15.00	15.90					
88-09-07	98.4	15.00	15.70					
88-09-12	98.4	15.10	15.70			159		
88-09-19	98.4	14.90	15.70			168		
88-09-26	98.4	14.80	15.60			168		
88-10-03	98.4	15.00	15.50			192		
88-10-11	98.4	14.90	15.60			168		
88-10-18	98.4	14.70	15.40			96		
88-10-22	98.4	Ekki malt		6		42		VIDGERD SKILJU
88-10-24	98.4	15.00	15.50			168		
88-10-31	98.4	14.80	15.60			192		
88-11-08	98.4	14.90	15.50			144		
88-11-14	98.4	15.00	15.70			168		
88-11-21	98.4	14.90	15.50			192		
88-11-29	98.4	14.90	15.60			144		
88-12-05	98.4	14.90	15.60			168		
88-12-12	98.4	15.00	15.60			168		
88-12-19	98.4	15.10	15.50			192		
88-12-27	98.4	15.00	15.70			144		
89-01-02	98.4	14.80	15.50			168		
89-01-09	98.4	14.60	15.60			168		
89-01-16	98.4	14.70	15.50			192		
89-01-24	98.4	14.80	15.50			144		
89-01-30	98.4	14.80	15.80			192		
89-02-07	98.4	14.80	15.50			144		
89-02-13	98.4	14.70	15.20			192		
89-02-21	98.4	14.70	15.50			144		
89-02-27	98.4	14.50	15.50			168		
89-03-06	98.4	14.80	15.50			144		
89-03-13	98.4	14.50	15.50			192		
89-03-21	98.4	14.60	15.50			168		
89-03-28	98.4	14.90	15.50			144		
89-04-03	98.4	14.50	15.40			144		
89-04-09	98.4	14.60	15.80			144		
89-04-15	98.4	Ekki malt		2	90	2		KÖRFUMÆLING
89-04-19	98.4	14.50	15.50			120		
89-04-24	98.4	14.80	15.70			192		
89-05-02	98.4	14.70	15.70			144		
89-05-08	98.4	14.60	15.70			192		
89-05-16	98.4	14.70	15.60			168		
89-05-23	98.4	14.60	15.80			168		
89-05-30	98.4	14.50	15.50			192		
89-06-07	98.4	14.90	15.60			120		
89-06-12	98.4	Ekki malt		36	12			HOLAN KRFD
89-06-14	98.4	.00	.00 Já	120				
89-06-19	98.4	.00	.00 Já	24				
89-06-20	98.4	Ekki malt		144	1	135	1	HLEYPT UPP
89-06-26	110.0	8.50	8.50	24		24		BLENDA STAKKUD
89-06-27	110.0	Ekki malt		24		23		
89-06-28	110.0	Ekki malt		14	11	1		

HITAVEITA SUDURNESJA, VINNSLUEFTIRLIT  
Vinnslugögn fyrir holu SG-08

89-07-27

1

Dags.	Blenda stærð mm	Brýstingur P-min bar	P-max bar	Holan lokuð	Blenda lokunart. klst	Opnunartími Framhjáhl. klst	Hljóðd. klst	Holutoppur klst	Athugasemdir
88-07-06	95.0	14.30	15.30			144			
88-07-12	95.0	14.00	15.20			192			
88-07-20	95.0	14.20	15.30			120			
88-07-25	95.0	14.20	15.40			192			
88-08-02	95.0	14.00	15.20			144			
88-08-08	95.0	14.20	15.10			96			
88-08-12	95.0	Ekki mælt			87	9	87		HOLAN HVÍLD.
88-08-16	95.0	Ekki mælt			144		144		
88-08-22	95.0	Ekki mælt			72		72		
88-08-25	98.1	Ekki mælt			8	91	5		BLENDA í 98.1 MM
88-08-29	98.1	13.50	15.00			216			
88-09-07	98.1	13.60	15.00			120			
88-09-12	98.1	13.80	15.00			168			
88-09-19	98.1	13.50	15.00			168			
88-09-26	98.1	13.40	14.80			168			
88-10-03	98.1	13.70	14.70			192			
88-10-11	98.1	13.50	14.80			168			
88-10-18	98.1	13.40	14.70			144			
88-10-24	98.1	13.40	14.70			168			
88-10-31	98.1	13.40	14.70			192			
88-11-08	98.1	13.40	14.50			144			
88-11-14	98.1	13.70	14.40			168			
88-11-21	98.1	13.50	14.20			192			
88-11-29	98.1	13.60	14.40			144			
88-12-05	98.1	13.40	14.10			168			
88-12-12	98.1	13.50	14.00			168			
88-12-19	98.1	13.40	14.10			192			
88-12-27	98.1	13.80	14.20			144			
89-01-02	98.1	13.50	14.10			168			
89-01-09	98.1	13.40	14.00			168			
89-01-16	98.1	13.30	14.00			192			
89-01-24	98.1	12.80	14.20			144			
89-01-30	98.1	12.90	14.20			192			
89-02-07	98.1	12.90	13.80			144			
89-02-13	98.1	13.10	13.70			192			
89-02-21	98.1	13.00	13.50			144			
89-02-27	98.1	12.70	13.50			168			
89-03-06	98.1	12.90	13.50			168			
89-03-13	98.1	12.60	13.50			192			
89-03-21	98.1	12.70	13.50			168			
89-03-28	98.1	12.90	13.50			144			
89-04-03	98.1	12.80	13.40			144			
89-04-09	98.1	12.70	13.60			144			
89-04-15	98.1	Ekki mælt			3	93			KÖRFUMÆLING
89-04-19	98.1	12.80	13.50			120			
89-04-24	98.1	12.80	13.40			192			
89-05-02	98.1	12.80	13.40			144			
89-05-08	98.1	12.60	13.20			192			
89-05-16	98.1	Ekki mælt			8	8	159		UPPBORUN
89-05-23	98.1	.00	.00		24		16		HOLAN KEFD
89-05-24	112.0	.00	.00		24	10	1		HLEYPT UPP
89-05-26	112.0	15.00	15.50						STARRI BLENDA
89-05-30	112.0	14.40	16.00						
89-06-07	112.0	14.60	15.70						
89-06-14	112.0	14.50	15.90						
89-06-19	112.0	14.50	15.80						
89-06-26	112.0	Ekki mælt			23	13	34		STÓRA STOPPID

HITAVEITA SUDURNESJA, VINNSLUEFTIRLIT  
Vinnslugögn fyrir holi SG-09

89-07-27

1

Dags.	Blenda stærð mm	Prýstingur P-min bar	Holan Blenda lokuð lokunart. P-max bar	Blenda lokuð lokunart. klst	Opnunartími Framhjáhl. klst	Hljóðd. klst	Holutoppur klst	Athugasemdir
88-07-06	98.0	15.10	16.00				144	
88-07-12	98.0	15.00	16.00				24	
88-07-13	98.0	Ekki mælt		10	158	9		MÉLINGAR O.S.
88-07-20	98.0	15.10	16.10				120	
88-07-25	98.0	15.10	16.10				192	
88-08-02	98.0	15.00	16.00				144	
88-08-08	98.0	15.10	16.10				96	
88-08-12	98.0	Ekki mælt				9		HJÁRÁS LOKAD
88-08-16	98.0	15.00	16.00					
88-08-22	98.0	15.00	16.00					
88-08-24	98.0	Ekki mælt		16		16		STÓRA STOPPID.
88-08-25	98.0	Ekki mælt		7	2	5		SAMA BLENDI
88-08-29	98.0	14.70	15.80					
88-09-01	98.0	Ekki mælt				135		HJÁRÁS OPNUD.
88-09-07	98.0	15.10	16.00				120	
88-09-12	98.0	15.00	16.00				168	
88-09-19	98.0	14.90	16.00				168	
88-09-26	98.0	15.00	15.90				168	
88-10-03	98.0	15.00	15.00				192	
88-10-11	98.0	14.90	16.00				168	
88-10-18	98.0	14.90	15.80				144	
88-10-24	98.0	14.90	15.90				168	
88-10-31	98.0	14.60	15.70				192	
88-11-08	98.0	14.90	15.80				144	
88-11-14	98.0	15.00	15.70				168	
88-11-21	98.0	14.80	15.70				192	
88-11-29	98.0	14.60	15.80				144	
88-12-05	98.0	14.80	15.70				168	
88-12-12	98.0	14.70	15.60				168	
88-12-19	98.0	14.90	15.60				192	
88-12-27	98.0	15.00	15.70				144	
89-01-02	98.0	15.00	15.50				168	
89-01-09	98.0	14.80	15.00				168	
89-01-16	98.0	14.90	15.00				192	
89-01-24	98.0	15.00	15.90				144	
89-01-30	98.0	14.90	16.00				192	
89-02-07	98.0	14.90	15.80				144	
89-02-13	98.0	14.90	16.00				192	
89-02-21	98.0	14.80	15.90				144	
89-02-27	98.0	14.80	15.60				168	
89-03-06	98.0	15.00	15.70				144	
89-03-13	98.0	14.80	15.70				192	
89-03-21	98.0	14.90	15.80				168	
89-03-28	98.0	14.90	15.60				144	
89-04-03	98.0	14.90	15.60				144	
89-04-09	98.0	15.00	15.80				240	
89-04-19	98.0	15.00	15.80				120	
89-04-24	98.0	15.00	15.70				120	
89-04-29	98.0	Ekki mælt		2	70	2		KÖRFUMÉLING
89-05-02	98.0	14.80	15.80				144	
89-05-08	98.0	14.90	16.00				192	
89-05-16	98.0	14.90	15.90				168	
89-05-23	98.0	15.00	15.90				48	
89-05-25	98.0	Ekki mælt		134	10	134		UPPBORUN
89-05-31	98.0	.00	.00	24		11		HOLAN KÆFD
89-06-01	112.0	13.80	14.00	22		14	14	HLEYPT UPP
89-06-02	112.0	13.80	14.00	14	7	11	11	
89-06-03	112.0	13.80	14.00	96				
89-06-07	112.0	14.00	14.10	120	120			
89-06-12	112.0	Ekki mælt		12	12			
89-06-13	112.0	15.20	16.20					
89-06-14	112.0	14.70	16.00					
89-06-19	112.0	15.00	16.20					
89-06-26	112.0	Ekki mælt		11		11		STÓRA STOPPID
89-06-27	112.0	Ekki mælt		24	1	23		
89-06-28	110.0	Ekki mælt		120	12	108		BLENDI MINNKUD



HITAVEITA SUDURNESJA, VINNSLUEFTIRLIT  
 Vinnslugögn fyrir holu SG-10

89-07-27

1

Dags.	Blenda stærð mm	Prýstingur P-min bar	P-max bar	Holan lokuð	Blenda lokunart. klst	O p n u n a r t f m i Framhjáhl. klst	Hljóðd. klst	Holutoppur klst	Athugasemdir
88-07-06	45.5	25.60	25.60						
88-07-12	45.5	25.60	25.60						
88-07-20	45.5	25.60	25.60						
88-07-25	45.5	25.60	25.60						
88-08-02	45.5	25.50	25.50						
88-08-08	45.5	25.40	25.40						
88-08-22	45.5	25.60	25.60						
88-08-29	45.5	25.50	25.50						
88-09-07	45.5	25.60	25.60						
88-09-12	45.5	25.50	25.50						
88-09-19	45.5	25.50	25.50						
88-09-26	45.5	25.40	25.40						
88-10-03	45.5	25.40	25.40						
88-10-11	45.5	25.60	25.60						
88-10-18	45.5	25.60	25.60						
88-10-24	45.5	25.80	25.80						
88-10-31	45.5	25.70	25.70						
88-11-08	45.5	25.50	25.50						
88-11-14	45.5	25.70	25.70						
88-11-21	45.5	25.50	25.50						
88-11-29	45.5	25.60	25.60						
88-12-05	45.5	25.70	25.70						
88-12-12	45.5	25.70	25.70		2				
88-12-14	45.5	25.70	25.70						
88-12-19	45.5	25.70	25.70						
88-12-22	45.5	25.60	25.60			106			KEYRD MED H-12
88-12-27	45.5	25.80	25.80			144			
89-01-02	45.5	25.60	25.60			168			
89-01-09	45.5	25.50	25.50			168			
89-01-16	45.5	25.50	25.50			192			
89-01-24	45.5	25.50	25.50			144			
89-01-30	45.5	25.30	25.30			192			
89-02-07	45.5	25.30	25.30			144			
89-02-13	45.5	25.30	25.30			192			
89-02-21	45.5	25.40	25.40			144			
89-02-27	45.5	25.50	25.50			168			
89-03-06	45.5	25.50	25.50			144			
89-03-13	45.5	25.60	25.60			192			
89-03-21	45.5	25.50	25.50			168			
89-03-28	45.5	25.70	25.70			144			
89-04-03	45.5	25.70	25.70			144			
89-04-09	45.5	25.60	25.60			240			
89-04-19	45.5	25.60	25.60			120			
89-04-24	45.5	25.70	25.70			192			
89-05-02	45.5	25.70	25.70			144			
89-05-08	45.5	25.60	25.60			192			
89-05-16	45.5	26.00	26.00			168			
89-05-23	45.5	26.00	26.00			168			
89-05-30	45.5	26.00	26.00			24			
89-06-01	45.5	Ekki mælt			130	144			
89-06-07	45.5	26.40	26.40		168	168			
89-06-14	45.5	26.50	26.50		120	120			
89-06-19	45.5	26.50	26.50		168	168			
89-06-26	45.5	26.50	26.50		15	168			

HITAVEITA SÚÐURNESJA, VINNSLUEFTIRLIT  
Vinnslugögn fyrir holu SG-11

89-07-27

1

Dags.	Blenda starð mm	Þrýstingur P-min bar	Holan P-max bar	Blenda lokunart. klst	Opnunartími Framhjáhl. klst	Hljóðd. klst	Holutoppur klst	Athugasemdir
88-07-06	98.0	15.40	16.10				144	
88-07-12	98.0	Ekki mælt					192	ENGIN MÆLING
88-07-20	98.0	15.10	16.00				120	
88-07-25	98.0	15.20	16.00				192	
88-08-02	98.0	15.00	16.20				144	
88-08-08	98.0	15.10	16.00				96	
88-08-12	98.0	Ekki mælt					9	
88-08-16	98.0	15.30	16.10					
88-08-22	98.0	15.30	16.00					
88-08-24	98.0	Ekki mælt		16		16		STORA STOPPID
88-08-25	98.0	Ekki mælt		6	2	4		BLENDA ER 98.0 M
88-08-27	98.0	Ekki mælt				31		HJÁRÁS OPNUÐ
88-08-29	98.0	15.00	16.00				216	
88-09-07	98.0	15.40	16.00				120	
88-09-12	98.0	15.30	16.00				168	
88-09-19	98.0	14.90	15.90				168	
88-09-26	98.0	15.10	16.10				168	
88-10-03	98.0	15.10	16.00				192	
88-10-11	98.0	15.10	16.00				168	
88-10-18	98.0	15.00	16.00				144	
88-10-24	98.0	15.20	16.00				168	
88-10-31	98.0	14.90	16.00				192	
88-11-08	98.0	15.00	15.90				144	
88-11-14	98.0	15.20	16.00				168	
88-11-21	98.0	15.20	16.00				192	
88-11-29	98.0	15.00	16.00				144	
88-12-05	98.0	15.10	16.00				168	
88-12-12	98.0	15.00	16.00				168	
88-12-19	98.0	15.00	16.00				192	
88-12-27	98.0	15.20	16.00				144	
89-01-02	98.0	15.10	16.00				168	
89-01-09	98.0	14.80	16.00				168	
89-01-16	98.0	14.90	16.00				192	
89-01-24	98.0	15.00	16.00				144	
89-01-30	98.0	14.80	15.80				192	
89-02-07	98.0	15.10	16.00				144	
89-02-13	98.0	15.10	16.00				192	
89-02-21	98.0	15.00	15.80				144	
89-02-27	98.0	15.00	16.00				168	
89-03-06	98.0	15.00	16.00				144	
89-03-13	98.0	15.00	16.00				192	
89-03-21	98.0	14.80	15.90				168	
89-03-28	98.0	15.10	15.90				144	
89-04-03	98.0	15.10	15.90				144	
89-04-09	98.0	15.00	16.20				240	
89-04-19	98.0	14.90	15.90				120	
89-04-24	98.0	15.00	16.00				120	
89-04-29	98.0	Ekki mælt		2		70	2	KÖRFUMÆLING
89-05-02	98.0	15.00	15.90				168	
89-05-09	98.0	14.80	15.80				168	
89-05-16	98.0	15.10	15.90				168	
89-05-23	98.0	14.90	16.00				168	
89-05-30	98.0	Ekki mælt					192	
89-06-07	98.0	15.20	15.80				168	
89-06-14	98.0	15.00	15.90				120	
89-06-19	98.0	15.00	15.20				168	
89-06-26	98.0	Ekki mælt		13			11	STÓRA STOPPID
89-06-27	98.0	Ekki mælt		24			23	
89-06-28	98.0	Ekki mælt		13	12	1		

HITAVEITA SUBURNESJA, VINNSLUEFTIRLIT  
Vinnslugögn fyrir holu SG-12

89-07-27

1

Dags.	Blenda stærð mm	Brýstingur		Holan lokuð	Blenda lokunart. klst	Opnunartími			Athugasemdir
		P-min bar	P-max bar			Framhjáhl. klst	Hljóðd. klst	Holutoppur klst	
88-08-12	95.0	Ekki mælt				72	72		HLEYPT UPP.
88-08-15	95.0	7.00	7.40			24	24		
88-08-16	95.0	7.00	7.40			24	24		
88-08-17	95.0	7.00	7.50			24	24		
88-08-18	95.0	7.00	7.50			24	24		
88-08-19	95.0	7.00	7.50			72	72		
88-08-22	95.0	7.00	7.65			48	48		
88-08-24	95.0	7.10	7.70			48	48		
88-08-26	95.0	7.20	7.70			72	72		
88-08-29	95.0	7.30	7.90			48	48		
88-08-31	95.0	7.40	8.00			120	120		
88-09-05	95.0	7.50	8.00			48	48		
88-09-07	95.0	7.70	8.00			888	888		
88-10-14	120.0	Ekki mælt				72	72		
88-10-17	120.0	7.70	8.30			24			
88-10-18	120.0	7.90	8.60			24			
88-10-19	120.0	7.90	8.60			24			
88-10-20	120.0	7.90	8.60			48			
88-10-22	120.0	7.90	8.50			48			
88-10-24	120.0	8.00	8.70			48			
88-10-26	120.0	Ekki mælt				312			INN A SKILJUR OV
88-11-08	120.0	8.10	8.80			144			
88-11-14	120.0	8.20	8.90			168			
88-11-21	120.0	8.40	9.00			192			
88-11-29	120.0	Ekki mælt				144			
88-12-05	120.0	8.40	9.00			168			
88-12-19	120.0	8.40	9.10			192			
88-12-27	120.0	8.60	9.20			144			
89-01-02	120.0	8.70	9.30			168			
89-01-16	120.0	8.80	9.50			192			
89-01-24	120.0	8.90	9.50			144			
89-01-30	120.0	8.90	9.60			192			
89-02-07	120.0	8.90	9.50			144			
89-02-13	120.0	8.80	9.50			192			
89-02-21	120.0	8.90	9.60			144			
89-02-27	120.0	8.80	9.60			168			
89-03-06	120.0	9.10	9.80			144			
89-03-13	120.0	9.00	10.00			192			
89-03-21	120.0	9.20	9.90			168			
89-03-28	120.0	9.40	10.00			144			
89-04-03	120.0	9.40	9.90			144			
89-04-09	120.0	9.00	10.00			240			
89-04-19	120.0	9.20	10.10			120			
89-04-24	120.0	Ekki mælt				192			
89-05-02	120.0	9.20	10.10			144			
89-05-08	120.0	9.40	10.20			192			
89-05-16	120.0	9.30	10.20			168			
89-05-23	120.0	9.30	10.20			168			
89-05-30	120.0	9.20	10.30			192			
89-06-07	120.0	9.70	10.50			168			
89-06-14	120.0	9.40	10.40			120			
89-06-19	120.0	9.50	10.30			168			
89-06-26	120.0	9.50	10.50			168			

HITAVEITA SUDURNESJA, VINNSLUEFTIRLIT  
Vinnslugögn fyrir holu SG-06

89-07-27

1

Dags	Tími milli	Meðal-	Meðalsstreymi			Heildar-	Athugasemdir
	mælinga	þrýstingur	Blenda	Annað	Heildar	vinnsla	
	dagur	bar	kg/s	kg/s	kg/s	milljón tonn	
88-07-06	6	10.90	42.93	.00	42.93	8.93	
88-07-12	8	11.00	43.35	.00	43.35	8.96	
88-07-20	5	10.65	41.89	.00	41.89	8.99	
88-07-25	8	10.85	42.72	.00	42.72	9.00	
88-08-02	6	10.80	42.51	.00	42.51	9.03	
88-08-08	8	10.60	41.68	.00	41.68	9.05	
88-08-16	6	10.85	42.72	.00	42.72	9.08	
88-08-22	7	10.75	42.30	.00	42.30	9.11	
88-08-29	9	10.60	41.68	.00	41.68	9.13	
88-09-07	5	10.60	41.68	.00	41.68	9.16	
88-09-12	7	10.50	41.26	.00	41.26	9.18	
88-09-19	7	10.40	40.85	.00	40.85	9.21	
88-09-26	7	10.05	39.40	.00	39.40	9.23	
88-10-03	8	10.05	39.40	.00	39.40	9.26	
88-10-11	7	9.85	38.57	.00	38.57	9.28	
88-10-18	6	9.55	37.34	.00	37.34	9.31	
88-10-24	7	9.55	37.34	.00	37.34	9.33	
88-10-31	8	9.15	35.71	.00	35.71	9.35	
88-11-08	6	8.90	34.69	.00	34.69	9.37	
88-11-14	7	9.00	35.10	.00	35.10	9.39	
88-11-21	8	8.65	33.68	.00	33.68	9.41	
88-11-29	6	8.20	31.87	.00	31.87	9.43	
88-12-05	7	7.95	30.87	.00	30.87	9.45	
88-12-12	7	7.60	29.47	.00	29.47	9.47	
88-12-19	8	7.35	28.48	.00	28.48	9.49	
88-12-27	6	7.25	28.09	.00	28.09	9.51	
89-01-02	4	7.60	29.47	.00	29.47	9.52	
89-01-06	3	7.25	28.09	.00	28.09	9.53	
89-01-09	7	7.75	30.07	.00	30.07	9.54	
89-01-16	8	7.30	28.29	.00	28.29	9.56	
89-01-24	6	7.60	29.47	.00	29.47	9.58	
89-01-30	8	7.60	29.47	.00	29.47	9.59	
89-02-07	6	7.25	28.09	.00	28.09	9.61	
89-02-13	8	7.30	28.29	.00	28.29	9.63	
89-02-21	6	7.55	29.28	.00	29.28	9.65	
89-02-27	7	7.25	28.09	.00	28.09	9.66	
89-03-06	7	7.20	27.89	.00	27.89	9.68	
89-03-13	8	7.80	30.27	.00	30.27	9.70	
89-03-21	7	7.15	27.70	.00	27.70	9.72	
89-03-28	6	7.10	27.50	.00	27.50	9.73	
89-04-03	6	7.45	28.88	.00	28.88	9.75	
89-04-09	10	7.20	27.89	.00	27.89	9.76	
89-04-19	2	7.15	27.70	.00	27.70	9.79	
89-04-21	11	7.30	28.29	.00	28.29	9.79	
89-05-02	6	6.80	26.32	.00	26.32	9.82	
89-05-08	8	7.35	28.48	.00	28.48	9.83	
89-05-16	7	7.40	28.68	.00	28.68	9.85	
89-05-23	7	7.05	27.30	.00	27.30	9.87	
89-05-30	2	7.05	27.30	.00	27.30	9.89	
89-06-01	5	7.05	3.19	5.30	8.49	9.89	UPPBORUN
89-06-06	1	.00	.00	2.00	2.00	9.89	HOLAN KÆFD
89-06-07	1	10.15	9.95	4.00	13.95	9.89	HLEYPT UPP
89-06-08	5	10.15	36.16	6.00	42.16	9.90	
89-06-13	1	10.15	39.81	6.00	45.81	9.91	
89-06-14	5	10.15	39.81	6.00	45.81	9.92	
89-06-19	7	10.10	39.61	6.00	45.61	9.94	
89-06-26	7	10.70	41.59	.38	41.97	9.97	

HITAVEITA SUDURNESJA, VINNSLUEFTIRLIT  
Vinnslugögn fyrir holu SG-07

89-07-27

1

Dags	Tími milli mælinga dagar	Meðal- þrýstingur bar	Meðal- Blenda kg/s	Meðal- Annað kg/s	Heildar- Heildar kg/s	Heildar- vinnsla milljón tonn	Athugasemdir
88-07-06	6	15.30	49.33	6.00	55.33	11.47	
88-07-12	8	15.25	49.16	6.00	55.16	11.50	
88-07-20	5	15.15	48.82	6.00	54.82	11.54	
88-07-25	8	15.30	49.33	6.00	55.33	11.56	
88-08-02	6	14.60	46.95	6.00	52.95	11.60	
88-08-08	4	15.25	49.16	6.00	55.16	11.63	
88-08-12	4	15.25	49.16	5.31	54.47	11.65	HJÁRÁS LOKAD
88-08-16	6	15.35	49.50	.00	49.50	11.67	
88-08-22	2	15.25	49.16	.00	49.16	11.69	
88-08-24	5	15.25	39.74	1.10	40.84	11.70	STORA STOPPID
88-08-29	9	15.45	49.84	.00	49.84	11.72	
88-09-07	5	15.35	49.50	.00	49.50	11.76	
88-09-12	7	15.40	49.67	5.68	55.35	11.78	
88-09-19	7	15.30	49.33	6.00	55.33	11.81	
88-09-26	7	15.20	48.99	6.00	54.99	11.85	
88-10-03	8	15.25	49.16	6.00	55.16	11.88	
88-10-11	7	15.25	49.16	6.00	55.16	11.92	
88-10-18	4	15.05	48.48	6.00	54.48	11.95	
88-10-22	2	15.05	42.42	5.25	47.67	11.97	VIDGERÐ SKILJU
88-10-24	7	15.25	49.16	6.00	55.16	11.98	
88-10-31	8	15.20	48.99	6.00	54.99	12.01	
88-11-08	6	15.20	48.99	6.00	54.99	12.05	
88-11-14	7	15.35	49.50	6.00	55.50	12.08	
88-11-21	8	15.20	48.99	6.00	54.99	12.11	
88-11-29	6	15.25	49.16	6.00	55.16	12.15	
88-12-05	7	15.25	49.16	6.00	55.16	12.18	
88-12-12	7	15.30	49.33	6.00	55.33	12.21	
88-12-19	8	15.30	49.33	6.00	55.33	12.24	
88-12-27	6	15.35	49.50	6.00	55.50	12.28	
89-01-02	7	15.15	48.82	6.00	54.82	12.31	
89-01-09	7	15.10	48.65	6.00	54.65	12.34	
89-01-16	8	15.10	48.65	6.00	54.65	12.38	
89-01-24	6	15.15	48.82	6.00	54.82	12.41	
89-01-30	8	15.30	49.33	6.00	55.33	12.44	
89-02-07	6	15.15	48.82	6.00	54.82	12.48	
89-02-13	8	14.95	48.14	6.00	54.14	12.51	
89-02-21	6	15.10	48.65	6.00	54.65	12.55	
89-02-27	7	15.00	48.31	6.00	54.31	12.58	
89-03-06	7	15.15	48.82	5.14	53.96	12.61	
89-03-13	8	15.00	48.31	6.00	54.31	12.64	
89-03-21	7	15.05	48.48	6.00	54.48	12.68	
89-03-28	6	15.20	48.99	6.00	54.99	12.71	
89-04-03	6	14.95	48.14	6.00	54.14	12.74	
89-04-09	6	15.20	48.99	6.00	54.99	12.77	
89-04-15	4	15.20	47.97	5.75	53.72	12.80	KÖRFUMÆLING
89-04-19	5	15.00	48.31	6.00	54.31	12.82	
89-04-24	8	15.25	49.16	6.00	55.16	12.84	
89-05-02	6	15.20	48.99	6.00	54.99	12.88	
89-05-08	8	15.15	48.82	6.00	54.82	12.91	
89-05-16	7	15.15	48.82	6.00	54.82	12.94	
89-05-23	7	15.20	48.99	6.00	54.99	12.98	
89-05-30	8	15.00	48.31	6.00	54.31	13.01	
89-06-07	5	15.25	49.16	6.00	55.16	13.05	
89-06-12	2	15.25	12.29	1.50	13.79	13.07	HOLAN KÆFD
89-06-14	5	.00	.00	.00	.00	13.07	
89-06-19	1	.00	.00	.00	.00	13.07	
89-06-20	6	.00	.00	5.71	5.71	13.07	HLEYPT UPP
89-06-26	1	8.50	.00	6.00	6.00	13.08	BLENDA STÆKKUD
89-06-27	1	8.50	.00	5.75	5.75	13.08	
89-06-28	5	8.50	29.64	.60	30.24	13.08	

HITAVEITA SUDURNESJA, VINNSLUEFTIRLIT  
 Vinnslugögn fyrir holu SG-08

89-07-27

1

Dags	Tími milli málínga dagar	Meðal- þrýstingur bar	Meðal- Blenda kg/s	Meðal- Annað kg/s	Heildar- Heildar kg/s	Heildar- vinnsla milljón tonn	Athugasemdir
88-07-06	6	14.80	44.39	6.00	50.39	12.50	
88-07-12	8	14.60	43.76	6.00	49.76	12.53	
88-07-20	5	14.75	44.24	6.00	50.24	12.56	
88-07-25	8	14.80	44.39	6.00	50.39	12.58	
88-08-02	6	14.60	43.76	6.00	49.76	12.62	
88-08-08	4	14.65	43.92	6.00	49.92	12.64	
88-08-12	4	14.65	4.12	6.00	10.12	12.66	HOLAN HVILD.
88-08-16	6	14.65	.00	6.00	6.00	12.66	
88-08-22	3	14.65	.00	6.00	6.00	12.67	
88-08-25	4	14.65	42.93	6.00	48.93	12.67	BLENDA Í 98.1 MM
88-08-29	9	14.25	45.49	6.00	51.49	12.68	
88-09-07	5	14.30	45.65	6.00	51.65	12.72	
88-09-12	7	14.40	45.99	6.00	51.99	12.75	
88-09-19	7	14.25	45.49	6.00	51.49	12.78	
88-09-26	7	14.10	44.98	6.00	50.98	12.81	
88-10-03	8	14.20	45.32	6.00	51.32	12.84	
88-10-11	7	14.15	45.15	6.00	51.15	12.88	
88-10-18	6	14.05	44.82	6.00	50.82	12.91	
88-10-24	7	14.05	44.82	6.00	50.82	12.93	
88-10-31	8	14.05	44.82	6.00	50.82	12.96	
88-11-08	6	13.95	44.48	6.00	50.48	13.00	
88-11-14	7	14.05	44.82	6.00	50.82	13.03	
88-11-21	8	13.85	44.14	6.00	50.14	13.06	
88-11-29	6	14.00	44.65	6.00	50.65	13.09	
88-12-05	7	13.75	43.81	6.00	49.81	13.12	
88-12-12	7	13.75	43.81	6.00	49.81	13.15	
88-12-19	8	13.75	43.81	6.00	49.81	13.18	
88-12-27	6	14.00	44.65	6.00	50.65	13.21	
89-01-02	7	13.80	43.98	6.00	49.98	13.24	
89-01-09	7	13.70	43.64	6.00	49.64	13.27	
89-01-16	8	13.65	43.48	6.00	49.48	13.30	
89-01-24	6	13.50	42.97	6.00	48.97	13.33	
89-01-30	8	13.55	43.14	6.00	49.14	13.36	
89-02-07	6	13.35	42.47	6.00	48.47	13.39	
89-02-13	8	13.40	42.64	6.00	48.64	13.42	
89-02-21	6	13.25	42.14	6.00	48.14	13.45	
89-02-27	7	13.10	41.64	6.00	47.64	13.48	
89-03-06	7	13.20	41.97	6.00	47.97	13.50	
89-03-13	8	13.05	41.48	6.00	47.48	13.53	
89-03-21	7	13.10	41.64	6.00	47.64	13.57	
89-03-28	6	13.20	41.97	6.00	47.97	13.59	
89-04-03	6	13.10	41.64	6.00	47.64	13.62	
89-04-09	6	13.15	41.81	6.00	47.81	13.64	
89-04-15	4	13.15	40.50	5.81	46.31	13.67	KÖRFUMÆLING
89-04-19	5	13.15	41.81	6.00	47.81	13.69	
89-04-24	8	13.10	41.64	6.00	47.64	13.71	
89-05-02	6	13.10	41.64	6.00	47.64	13.74	
89-05-08	8	12.90	40.98	6.00	46.98	13.76	
89-05-16	7	12.90	39.03	5.96	44.99	13.80	UPPBORUN
89-05-23	1	.00	.00	4.00	4.00	13.82	HOLAN KÆFD
89-05-24	2	.00	1.38	1.38	2.75	13.82	HLEYPT UPP
89-05-26	4	15.25	63.69	.00	63.69	13.82	STÆRRI BLENDA
89-05-30	8	15.20	63.47	.00	63.47	13.85	
89-06-07	7	15.15	63.25	.00	63.25	13.89	
89-06-14	5	15.20	63.47	.00	63.47	13.93	
89-06-19	7	15.15	63.25	.00	63.25	13.96	
89-06-26	7	15.15	54.59	1.68	56.27	13.99	STÓRA STOPPID

HITAVEITA SUDURNESJA, VINNSLUEFTIRLIT  
Vinnslugögn fyrir holu SG-09

89-07-27

1

Dags	Tími milli malinga dagar	Meðal- þrýstingur bar	Blenda kg/s	Meðalstreymi Annað kg/s	Heildar Heildar kg/s	Heildar- vinnsla milljón tonn	Athugasemdir
88-07-06	6	15.55	48.89	6.00	54.89	12.30	
88-07-12	1	15.50	48.72	6.00	54.72	12.32	
88-07-13	7	15.50	45.82	5.96	51.79	12.33	MÆLINGAR O.S.
88-07-20	5	15.60	49.06	6.00	55.06	12.36	
88-07-25	8	15.60	49.06	6.00	55.06	12.38	
88-08-02	6	15.50	48.72	6.00	54.72	12.42	
88-08-08	4	15.60	49.06	6.00	55.06	12.45	
88-08-12	4	15.60	49.06	.56	49.62	12.47	HJÁRÁS LOKAD
88-08-16	6	15.50	48.72	.00	48.72	12.49	
88-08-22	2	15.50	48.72	.00	48.72	12.51	
88-08-24	1	15.50	16.24	4.00	20.24	12.52	STÓRA STOPPID.
88-08-25	4	15.50	45.17	.44	45.61	12.52	SAMA BLENDA
88-08-29	3	15.25	47.90	.00	47.90	12.54	
88-09-01	6	15.25	47.90	5.63	53.52	12.55	HJÁRÁS OPNUD.
88-09-07	5	15.55	48.89	6.00	54.89	12.58	
88-09-12	7	15.50	48.72	6.00	54.72	12.60	
88-09-19	7	15.45	48.56	6.00	54.56	12.64	
88-09-26	7	15.45	48.56	6.00	54.56	12.67	
88-10-03	8	15.00	47.07	6.00	53.07	12.70	
88-10-11	7	15.45	48.56	6.00	54.56	12.74	
88-10-18	6	15.35	48.23	6.00	54.23	12.77	
88-10-24	7	15.40	48.39	6.00	54.39	12.80	
88-10-31	8	15.15	47.57	6.00	53.57	12.83	
88-11-08	6	15.35	48.23	6.00	54.23	12.87	
88-11-14	7	15.35	48.23	6.00	54.23	12.90	
88-11-21	8	15.25	47.90	6.00	53.90	12.93	
88-11-29	6	15.20	47.73	6.00	53.73	12.97	
88-12-05	7	15.25	47.90	6.00	53.90	13.00	
88-12-12	7	15.15	47.57	6.00	53.57	13.03	
88-12-19	8	15.25	47.90	6.00	53.90	13.06	
88-12-27	6	15.35	48.23	6.00	54.23	13.10	
89-01-02	7	15.25	47.90	6.00	53.90	13.13	
89-01-09	7	14.90	46.74	6.00	52.74	13.16	
89-01-16	8	14.95	46.91	6.00	52.91	13.19	
89-01-24	6	15.45	48.56	6.00	54.56	13.23	
89-01-30	8	15.45	48.56	6.00	54.56	13.25	
89-02-07	6	15.35	48.23	6.00	54.23	13.29	
89-02-13	8	15.45	48.56	6.00	54.56	13.32	
89-02-21	6	15.35	48.23	6.00	54.23	13.36	
89-02-27	7	15.20	47.73	6.00	53.73	13.39	
89-03-06	7	15.35	48.23	5.14	53.37	13.42	
89-03-13	8	15.25	47.90	6.00	53.90	13.45	
89-03-21	7	15.35	48.23	6.00	54.23	13.49	
89-03-28	6	15.25	47.90	6.00	53.90	13.52	
89-04-03	6	15.25	47.90	6.00	53.90	13.55	
89-04-09	10	15.40	48.39	6.00	54.39	13.58	
89-04-19	5	15.40	48.39	6.00	54.39	13.62	
89-04-24	5	15.35	48.23	6.00	54.23	13.65	
89-04-29	3	15.35	46.89	6.00	52.89	13.67	KÖRFUMÆLING
89-05-02	6	15.30	48.06	6.00	54.06	13.68	
89-05-08	8	15.45	48.56	6.00	54.56	13.71	
89-05-16	7	15.40	48.39	6.00	54.39	13.75	
89-05-23	2	15.45	48.56	6.00	54.56	13.78	
89-05-25	6	15.45	3.37	6.00	9.37	13.79	UPPBORUN
89-05-31	1	.00	.00	2.75	2.75	13.80	HOLAN KÆFD
89-06-01	1	13.90	4.73	7.00	11.73	13.80	HLEYPT UPP
89-06-02	1	13.90	23.65	7.25	30.90	13.80	
89-06-03	4	13.90	.00	6.00	6.00	13.80	
89-06-07	5	14.05	.00	6.00	6.00	13.80	
89-06-12	1	14.05	28.70	3.00	31.70	13.81	
89-06-13	1	15.70	64.51	.00	64.51	13.81	
89-06-14	5	15.35	62.99	.00	62.99	13.81	
89-06-19	7	15.60	64.07	.00	64.07	13.84	
89-06-26	1	15.60	34.71	2.75	37.46	13.88	STÓRA STOPPID
89-06-27	1	15.60	.00	6.00	6.00	13.88	
89-06-28	5	15.60	.00	6.00	6.00	13.88	BLENDA MINNKUD

HITAVEITA SUBURNESJA, VINNSLUEFTIRLIT  
Vinnslugögn fyrir holu SG-10

89-07-27

1

Dags	Tími milli mælinga dagar	Meðal- þrýstingur bar	Blenda kg/s	Meðalstreymi Annað kg/s	Heildar kg/s	Heildar- vinnsla milljón tonn	Athugasemdir
88-07-06	6	25.60	4.65	.00	4.65	2.52	
88-07-12	8	25.60	4.65	.00	4.65	2.52	
88-07-20	5	25.60	4.65	.00	4.65	2.53	
88-07-25	8	25.60	4.65	.00	4.65	2.53	
88-08-02	6	25.50	4.63	.00	4.63	2.53	
88-08-08	14	25.40	4.61	.00	4.61	2.53	
88-08-22	7	25.60	4.65	.00	4.65	2.54	
88-08-29	9	25.50	4.63	.00	4.63	2.54	
88-09-07	5	25.60	4.65	.00	4.65	2.55	
88-09-12	7	25.50	4.63	.00	4.63	2.55	
88-09-19	7	25.50	4.63	.00	4.63	2.55	
88-09-26	7	25.40	4.61	.00	4.61	2.55	
88-10-03	8	25.40	4.61	.00	4.61	2.56	
88-10-11	7	25.60	4.65	.00	4.65	2.56	
88-10-18	6	25.60	4.65	.00	4.65	2.56	
88-10-24	7	25.80	4.68	.00	4.68	2.56	
88-10-31	8	25.70	4.67	.00	4.67	2.57	
88-11-08	6	25.50	4.63	.00	4.63	2.57	
88-11-14	7	25.70	4.67	.00	4.67	2.57	
88-11-21	8	25.50	4.63	.00	4.63	2.58	
88-11-29	6	25.60	4.65	.00	4.65	2.58	
88-12-05	7	25.70	4.67	.00	4.67	2.58	
88-12-12	2	25.70	4.47	.00	4.47	2.58	
88-12-14	5	25.70	4.67	.00	4.67	2.59	
88-12-19	3	25.70	4.67	.00	4.67	2.59	
88-12-22	5	25.60	4.65	2.65	7.30	2.59	KEYRD MED H-12
88-12-27	6	25.80	4.68	3.00	7.68	2.59	
89-01-02	7	25.60	4.65	3.00	7.65	2.60	
89-01-09	7	25.50	4.63	3.00	7.63	2.60	
89-01-16	8	25.50	4.63	3.00	7.63	2.60	
89-01-24	6	25.50	4.63	3.00	7.63	2.61	
89-01-30	8	25.30	4.60	3.00	7.60	2.61	
89-02-07	6	25.30	4.60	3.00	7.60	2.62	
89-02-13	8	25.30	4.60	3.00	7.60	2.62	
89-02-21	6	25.40	4.61	3.00	7.61	2.63	
89-02-27	7	25.50	4.63	3.00	7.63	2.63	
89-03-06	7	25.50	4.63	2.57	7.20	2.64	
89-03-13	8	25.60	4.65	3.00	7.65	2.64	
89-03-21	7	25.50	4.63	3.00	7.63	2.65	
89-03-28	6	25.70	4.67	3.00	7.67	2.65	
89-04-03	6	25.70	4.67	3.00	7.67	2.66	
89-04-09	10	25.60	4.65	3.00	7.65	2.66	
89-04-19	5	25.60	4.65	3.00	7.65	2.67	
89-04-24	8	25.70	4.67	3.00	7.67	2.67	
89-05-02	6	25.70	4.67	3.00	7.67	2.67	
89-05-08	8	25.60	4.65	3.00	7.65	2.68	
89-05-16	7	26.00	4.72	3.00	7.72	2.68	
89-05-23	7	26.00	4.72	3.00	7.72	2.69	
89-05-30	2	26.00	4.72	1.50	6.22	2.69	
89-06-01	6	26.00	.46	3.00	3.46	2.69	
89-06-07	7	26.40	.00	3.00	3.00	2.70	
89-06-14	5	26.50	.00	3.00	3.00	2.70	
89-06-19	7	26.50	.00	3.00	3.00	2.70	
89-06-26	7	26.50	4.38	3.00	7.38	2.70	



HITAVEITA SÚÐURNESJA, VINNSLUEFTIRLIT  
Vinnslugögn fyrir holu SG-11

89-07-27

1

Dags	Tími milli málunga dagar	Meðal- þrýstingur bar	Meðal- Blenda kg/s	Þreymi Annað kg/s	Heildar- Heildar kg/s	Heildar- vinnsla milljón tonn	Athugasemdir
88-07-06	6	15.75	50.45	6.00	56.45	12.09	
88-07-12	8	15.75	50.45	6.00	56.45	12.12	ENGIN MÆLING
88-07-20	5	15.55	49.78	6.00	55.78	12.16	
88-07-25	8	15.60	49.94	6.00	55.94	12.19	
88-08-02	6	15.60	49.94	6.00	55.94	12.22	
88-08-08	4	15.55	49.78	6.00	55.78	12.25	
88-08-12	4	15.55	49.78	.56	50.34	12.27	
88-08-16	6	15.70	50.28	.00	50.28	12.29	
88-08-22	2	15.65	50.11	.00	50.11	12.32	
88-08-24	1	15.65	16.70	4.00	20.70	12.33	STORA STOPPID
88-08-25	2	15.65	43.85	.75	44.60	12.33	BLENDA ER 98.0 M
88-08-27	2	15.65	50.11	3.88	53.99	12.33	HJÁRÁS OPNUD
88-08-29	9	15.50	49.61	6.00	55.61	12.34	
88-09-07	5	15.70	50.28	6.00	56.28	12.39	
88-09-12	7	15.65	50.11	6.00	56.11	12.41	
88-09-19	7	15.40	49.27	6.00	55.27	12.45	
88-09-26	7	15.60	49.94	6.00	55.94	12.48	
88-10-03	8	15.55	49.78	6.00	55.78	12.51	
88-10-11	7	15.55	49.78	6.00	55.78	12.55	
88-10-18	6	15.50	49.61	6.00	55.61	12.59	
88-10-24	7	15.60	49.94	6.00	55.94	12.61	
88-10-31	8	15.45	49.44	6.00	55.44	12.65	
88-11-08	6	15.45	49.44	6.00	55.44	12.69	
88-11-14	7	15.60	49.94	6.00	55.94	12.71	
88-11-21	8	15.60	49.94	6.00	55.94	12.75	
88-11-29	6	15.50	49.61	6.00	55.61	12.79	
88-12-05	7	15.55	49.78	6.00	55.78	12.82	
88-12-12	7	15.50	49.61	6.00	55.61	12.85	
88-12-19	8	15.50	49.61	6.00	55.61	12.88	
88-12-27	6	15.60	49.94	6.00	55.94	12.92	
89-01-02	7	15.55	49.78	6.00	55.78	12.95	
89-01-09	7	15.40	49.27	6.00	55.27	12.98	
89-01-16	8	15.45	49.44	6.00	55.44	13.02	
89-01-24	6	15.50	49.61	6.00	55.61	13.06	
89-01-30	8	15.30	48.93	6.00	54.93	13.09	
89-02-07	6	15.55	49.78	6.00	55.78	13.12	
89-02-13	8	15.55	49.78	6.00	55.78	13.15	
89-02-21	6	15.40	49.27	6.00	55.27	13.19	
89-02-27	7	15.50	49.61	6.00	55.61	13.22	
89-03-06	7	15.50	49.61	5.14	54.75	13.25	
89-03-13	8	15.50	49.61	6.00	55.61	13.29	
89-03-21	7	15.35	49.10	6.00	55.10	13.32	
89-03-28	6	15.50	49.61	6.00	55.61	13.36	
89-04-03	6	15.50	49.61	6.00	55.61	13.39	
89-04-09	10	15.60	49.94	6.00	55.94	13.42	
89-04-19	5	15.40	49.27	6.00	55.27	13.46	
89-04-24	5	15.50	49.61	6.00	55.61	13.49	
89-04-29	3	15.50	48.23	6.00	54.23	13.51	KÖRFUMÆLING
89-05-02	7	15.45	49.44	6.00	55.44	13.53	
89-05-09	7	15.30	48.93	6.00	54.93	13.56	
89-05-16	7	15.50	49.61	6.00	55.61	13.59	
89-05-23	7	15.45	49.44	6.00	55.44	13.63	
89-05-30	8	15.45	49.44	6.00	55.44	13.66	
89-06-07	7	15.50	49.61	6.00	55.61	13.70	
89-06-14	5	15.45	49.44	6.00	55.44	13.73	
89-06-19	7	15.10	48.25	6.00	54.25	13.76	
89-06-26	1	15.10	22.12	2.75	24.87	13.79	STÓRA STOPPID
89-06-27	1	15.10	.00	5.75	5.75	13.79	
89-06-28	5	15.10	43.03	.65	43.68	13.79	

HITAVEITA SUDURNESJA, VINNSLUEFTIRLIT  
Vinnslugögn fyrir holu SG-12

89-07-27

1

Dags	Tími milli malinga dagar	Meðal- þrýstingur bar	M e ð a l s t r e y m i			Heildar- vinnsla milljón tonn	Athugasemdir
			Blenda kg/s	Annað kg/s	Heildar kg/s		
88-08-12	3	.00	2.08	12.00	14.08	.00	HLEYPT UPP.
88-08-15	1	7.20	23.87	12.00	35.87	.00	
88-08-16	1	7.20	23.87	12.00	35.87	.01	
88-08-17	1	7.25	24.03	12.00	36.03	.01	
88-08-18	1	7.25	24.03	12.00	36.03	.01	
88-08-19	3	7.25	24.03	12.00	36.03	.02	
88-08-22	2	7.32	24.29	12.00	36.29	.03	
88-08-24	2	7.40	24.54	12.00	36.54	.03	
88-08-26	3	7.45	24.71	12.00	36.71	.04	
88-08-29	2	7.60	25.22	12.00	37.22	.05	
88-08-31	5	7.70	25.56	12.00	37.56	.05	
88-09-05	2	7.75	25.73	12.00	37.73	.07	
88-09-07	37	7.85	26.07	12.00	38.07	.08	
88-10-14	3	7.85	41.60	12.00	53.60	.20	
88-10-17	1	8.00	42.42	6.00	48.42	.21	
88-10-18	1	8.25	43.79	6.00	49.79	.22	
88-10-19	1	8.25	43.79	6.00	49.79	.22	
88-10-20	2	8.25	43.79	6.00	49.79	.23	
88-10-22	2	8.20	43.51	6.00	49.51	.23	
88-10-24	2	8.35	44.34	6.00	50.34	.24	
88-10-26	13	8.35	44.34	6.00	50.34	.25	INN A SKILJUR OV
88-11-08	6	8.45	44.89	6.00	50.89	.31	
88-11-14	7	8.55	45.44	6.00	51.44	.33	
88-11-21	8	8.70	46.27	6.00	52.27	.36	
88-11-29	6	8.70	46.27	6.00	52.27	.40	
88-12-05	14	8.70	46.27	3.00	49.27	.43	
88-12-19	8	8.75	46.55	6.00	52.55	.49	
88-12-27	6	8.90	47.38	6.00	53.38	.52	
89-01-02	14	9.00	47.93	3.00	50.93	.55	
89-01-16	8	9.15	48.77	6.00	54.77	.61	
89-01-24	6	9.20	49.05	6.00	55.05	.65	
89-01-30	8	9.25	49.33	6.00	55.33	.68	
89-02-07	6	9.20	49.05	6.00	55.05	.72	
89-02-13	8	9.15	48.77	6.00	54.77	.75	
89-02-21	6	9.25	49.33	6.00	55.33	.78	
89-02-27	7	9.20	49.05	6.00	55.05	.81	
89-03-06	7	9.45	50.44	5.14	55.59	.85	
89-03-13	8	9.50	50.72	6.00	56.72	.88	
89-03-21	7	9.55	51.00	6.00	57.00	.92	
89-03-28	6	9.70	51.85	6.00	57.85	.95	
89-04-03	6	9.65	51.57	6.00	57.57	.98	
89-04-09	10	9.50	50.72	6.00	56.72	1.01	
89-04-19	5	9.65	51.57	6.00	57.57	1.06	
89-04-24	8	9.65	51.57	6.00	57.57	1.09	
89-05-02	6	9.65	51.57	6.00	57.57	1.13	
89-05-08	8	9.80	52.41	6.00	58.41	1.16	
89-05-16	7	9.75	52.13	6.00	58.13	1.20	
89-05-23	7	9.75	52.13	6.00	58.13	1.23	
89-05-30	8	9.75	52.13	6.00	58.13	1.27	
89-06-07	7	10.10	54.10	6.00	60.10	1.31	
89-06-14	5	9.90	52.97	6.00	58.97	1.34	
89-06-19	7	9.90	52.97	6.00	58.97	1.37	
89-06-26	7	10.00	53.54	6.00	59.54	1.41	

HITAVEITA SUDURNESJA, VINNSLUEFTIRLIT  
Niðurdæling í holu SG-05

89-07-27

1

Dags.	Niðurdæling, kg/s			Meðal- niðurdæling kg/s	Fjöldi daga	Heildar- niðurd. millj.tonn	Athugasemdir
	2:00	10:00	18:00				
88-07-12			70.00	70.00	1	.00	DÆLING HEFST.
88-07-13	70.00	30.00	30.00	43.33	1	.01	
88-07-14	40.00	40.00	40.00	40.00	1	.01	
88-07-15	40.00	40.00	40.00	40.00	1	.01	
88-07-16	40.00	40.00	40.00	40.00	1	.02	
88-07-17	40.00	40.00	40.00	40.00	1	.02	
88-07-18	40.00	40.00	40.00	40.00	1	.02	
88-07-19	40.00	40.00	40.00	40.00	1	.03	
88-07-20	40.00	40.00	.00	26.67	1	.03	
88-07-21	40.00	40.00	40.00	40.00	1	.03	
88-07-22	40.00	40.00	40.00	40.00	1	.04	
88-07-23	40.00	40.00	40.00	40.00	1	.04	
88-07-24	40.00	40.00	40.00	40.00	1	.04	
88-07-25	40.00	40.00	40.00	40.00	1	.05	
88-07-26	40.00	40.00	40.00	40.00	1	.05	
88-07-27	40.00	40.00	40.00	40.00	1	.05	
88-07-28	40.00	40.00	40.00	40.00	1	.06	
88-07-29	40.00	40.00	40.00	40.00	1	.06	
88-07-30	40.00	40.00	40.00	40.00	1	.06	
88-07-31	40.00	40.00	40.00	40.00	1	.07	
88-08-01	40.00	40.00	40.00	40.00	1	.07	
88-08-02	40.00	40.00	40.00	40.00	1	.07	
88-08-03	40.00	40.00	40.00	40.00	1	.08	
88-08-04	40.00	40.00	40.00	40.00	1	.08	
88-08-05	40.00	40.00	40.00	40.00	1	.08	
88-08-06	40.00	40.00	40.00	40.00	1	.09	
88-08-07	40.00	40.00	40.00	40.00	1	.09	
88-08-08	40.00	40.00	40.00	40.00	1	.10	
88-08-09	40.00	40.00	40.00	40.00	1	.10	
88-08-10	40.00	40.00	40.00	40.00	1	.10	
88-08-11	40.00	40.00	40.00	40.00	1	.11	
88-08-12	40.00	40.00	40.00	40.00	1	.11	
88-08-13	40.00	40.00	40.00	40.00	1	.11	
88-08-14	40.00	40.00	40.00	40.00	1	.12	
88-08-15	40.00	40.00	40.00	40.00	1	.12	
88-08-16	40.00	40.00	40.00	40.00	1	.12	
88-08-17	40.00	40.00	40.00	40.00	1	.13	
88-08-18	40.00	40.00	40.00	40.00	1	.13	
88-08-19	40.00	40.00	40.00	40.00	1	.13	
88-08-20	40.00	40.00	40.00	40.00	1	.14	
88-08-21	40.00	40.00	40.00	40.00	1	.14	
88-08-22	40.00	30.00	25.00	31.67	1	.14	
88-08-23	25.00	45.00	44.00	38.00	1	.15	
88-08-24	45.00	.00	.00	15.00	1	.15	
88-08-25	.00	.00	.00	.00	1	.15	
88-08-26	.00	.00	.00	.00	1	.15	
88-08-27	.00	18.00	18.00	12.00	1	.15	
88-08-28	18.00	15.00	15.00	16.00	1	.15	
88-08-29	32.00	32.00	32.00	32.00	1	.15	
88-08-30	58.00	34.00	15.00	35.67	1	.16	

HITAVEITA SUDURNESJA, VINNSLUEFTIRLIT  
Niðurdæling í holu SG-05

89-07-27  
2

Dags.	Niðurdæling, kg/s			Meðal- niðurdæling kg/s	Fjöldi daga	Heildar- niðurd. millj.tonn	Athugasemdir
	2:00	10:00	18:00				
88-08-31	15.00	15.00	15.00	15.00	1	.16	
88-09-01	30.00	30.00	30.00	30.00	1	.16	
88-09-02	30.00	30.00	30.00	30.00	1	.16	
88-09-03	30.00	40.00	40.00	36.67	1	.17	
88-09-04	50.00	50.00	36.00	45.33	1	.17	
88-09-05	36.00	36.00	36.00	36.00	1	.17	
88-09-06	36.00	36.00	55.00	42.33	1	.18	
88-09-07	55.00	55.00	55.00	55.00	1	.18	
88-09-08	55.00	55.00	55.00	55.00	1	.18	
88-09-09	55.00	52.00	52.00	53.00	1	.19	
88-09-10	52.00	52.00	35.00	46.33	1	.19	
88-09-11	36.00	35.00	62.00	44.33	1	.20	
88-09-12	52.00	47.00	40.00	46.33	1	.20	
88-09-13	40.00	40.00	40.00	40.00	1	.21	
88-09-14	40.00	40.00	40.00	40.00	1	.21	
88-09-15	40.00	60.00	60.00	53.33	1	.21	
88-09-16	60.00	60.00	60.00	60.00	1	.22	
88-09-17	40.00	40.00	40.00	40.00	1	.22	
88-09-18	40.00	40.00	40.00	40.00	1	.23	
88-09-19	40.00	40.00	40.00	40.00	1	.23	
88-09-20	40.00	40.00	40.00	40.00	1	.23	
88-09-21	40.00	40.00	40.00	40.00	1	.24	
88-09-22	65.00	28.00	28.00	40.33	1	.24	
88-09-23	28.00	28.00	5.00	20.33	1	.24	
88-09-24	20.00	20.00	20.00	20.00	1	.24	
88-09-25	10.00	10.00	10.00	10.00	1	.25	
88-09-26	10.00	10.00	10.00	10.00	1	.25	
88-09-27	10.00	10.00	28.00	16.00	1	.25	
88-09-28	13.00	13.00	13.00	13.00	1	.25	
88-09-29	13.00	18.00	18.00	16.33	1	.25	
88-09-30	18.00	18.00	28.00	21.33	1	.25	
88-10-01	18.00	60.00	60.00	46.00	1	.25	
88-10-02	30.00	30.00	15.00	25.00	1	.26	
88-10-03	15.00	15.00	40.00	23.33	1	.26	
88-10-04	40.00	48.00	48.00	45.33	1	.26	
88-10-05	38.00	38.00	38.00	38.00	1	.27	
88-10-06	38.00	15.00	15.00	22.67	1	.27	
88-10-07	15.00	15.00	15.00	15.00	1	.27	
88-10-08	.00	.00	.00	.00	1	.27	
88-10-09	30.00	26.00	26.00	27.33	1	.27	
88-10-10	26.00	26.00	26.00	26.00	1	.27	
88-10-11	48.00	35.00	35.00	39.33	1	.28	
88-10-12	25.00	38.00	38.00	33.67	1	.28	
88-10-13	68.00	38.00	38.00	48.00	1	.28	
88-10-14	.00	32.00	20.00	17.33	1	.29	
88-10-15	20.00	20.00	20.00	20.00	1	.29	
88-10-16	20.00	10.00	10.00	13.33	1	.29	
88-10-17	10.00	.00	.00	3.33	1	.29	
88-10-18	.00	.00	.00	.00	1	.29	
88-10-19	.00	.00	.00	.00	1	.29	

HITAVEITA SUDURNESJA, VINNSLUEFTIRLIT  
Niðurdæling í holu SG-05

89-07-27  
3

Dags.	Niðurdæling, kg/s			Meðal- niðurdæling kg/s	Fjöldi daga	Heildar- niðurd. millj.tonn	Athugasemdir
	2:00	10:00	18:00				
88-10-20	.00	.00	.00	.00	1	.29	
88-10-21	.00	.00	.00	.00	1	.29	
88-10-22	.00	.00	.00	.00	1	.29	
88-10-23	.00	.00	.00	.00	1	.29	
88-10-24	.00	.00	.00	.00	1	.29	
88-10-25	.00	.00	.00	.00	1	.29	
88-10-26	.00	.00	.00	.00	1	.29	
88-10-27	.00	.00	.00	.00	1	.29	
88-10-28	.00	.00	.00	.00	1	.29	
88-10-29	.00	.00	.00	.00	1	.29	
88-10-30	.00	.00	.00	.00	1	.29	
88-10-31	.00	.00	.00	.00	1	.29	
88-11-01	.00	.00	.00	.00	1	.29	
88-11-02	.00	.00	.00	.00	1	.29	
88-11-03	.00	.00	.00	.00	1	.29	
88-11-04	.00	.00	.00	.00	1	.29	
88-11-05	.00	.00	.00	.00	1	.29	
88-11-06	.00	.00	.00	.00	1	.29	
88-11-07	.00	.00	.00	.00	1	.29	
88-11-08	.00	30.00	30.00	20.00	1	.29	
88-11-09	30.00	30.00	30.00	30.00	1	.29	
88-11-10	30.00	30.00	30.00	30.00	1	.30	
88-11-11	30.00	30.00	30.00	30.00	1	.30	
88-11-12	30.00	30.00	30.00	30.00	1	.30	
88-11-13	30.00	30.00	10.00	23.33	1	.30	
88-11-14	10.00	20.00	20.00	16.67	1	.31	
88-11-15	20.00	20.00	20.00	20.00	1	.31	
88-11-16	20.00	15.00	15.00	16.67	1	.31	
88-11-17	7.00	7.00	7.00	7.00	1	.31	
88-11-18	7.00	25.00	25.00	19.00	1	.31	
88-11-19	15.00	65.00	25.00	35.00	1	.31	
88-11-20	15.00	15.00	15.00	15.00	1	.32	
88-11-21	15.00	15.00	15.00	15.00	1	.32	
88-11-22	34.00	34.00	34.00	34.00	1	.32	
88-11-23	34.00	50.00	50.00	44.67	1	.32	
88-11-24	50.00	50.00	50.00	50.00	1	.33	
88-11-25	50.00	50.00	50.00	50.00	1	.33	
88-11-26	50.00	50.00	50.00	50.00	1	.33	
88-11-27	50.00	50.00	40.00	46.67	1	.34	
88-11-28	40.00	40.00	40.00	40.00	1	.34	
88-11-29	40.00	40.00	25.00	35.00	1	.35	
88-11-30	15.00	15.00	20.00	16.67	1	.35	
88-12-01	20.00	25.00	35.00	26.67	1	.35	
88-12-02	35.00	40.00	30.00	35.00	1	.35	
88-12-03	30.00	30.00	30.00	30.00	1	.36	
88-12-04	30.00	30.00	30.00	30.00	1	.36	
88-12-05	13.00	13.00	13.00	13.00	1	.36	
88-12-06	13.00	13.00	13.00	13.00	1	.36	
88-12-07	13.00	13.00	13.00	13.00	1	.36	
88-12-08	8.00	8.00	8.00	8.00	1	.36	

HITAVEITA SUDURNESJA, VINNSLUEFTIRLIT  
Niðurdæling í holu SG-05

89-07-27

4

Dags.	Niðurdæling, kg/s			Meðal- niðurdæling kg/s	Fjöldi daga	Heildar- niðurd. millj. tonn	Athugasemdir
	2:00	10:00	18:00				
88-12-09	8.00	8.00	8.00	8.00	1	.36	
88-12-10	8.00	8.00	8.00	8.00	1	.37	
88-12-11	8.00	25.00	25.00	19.33	1	.37	
88-12-12	25.00	10.00	5.00	13.33	1	.37	
88-12-13	5.00	5.00	25.00	11.67	1	.37	
88-12-14	35.00	50.00	50.00	45.00	1	.37	
88-12-15	50.00	35.00	35.00	40.00	1	.37	
88-12-16	20.00	.00	.00	6.67	1	.38	
88-12-17	10.00	10.00	10.00	10.00	1	.38	
88-12-18	10.00	25.00	25.00	20.00	1	.38	
88-12-19	30.00	10.00	10.00	16.67	1	.38	
88-12-20	10.00	10.00	10.00	10.00	1	.38	
88-12-21	10.00	10.00	10.00	10.00	1	.38	
88-12-22	10.00	10.00	10.00	10.00	1	.38	
88-12-23	10.00	10.00	10.00	10.00	1	.38	
88-12-24	10.00	10.00	10.00	10.00	1	.39	
88-12-25	10.00	10.00	10.00	10.00	1	.39	
88-12-26	10.00	10.00	10.00	10.00	1	.39	
88-12-27	10.00	10.00	10.00	10.00	1	.39	
88-12-28	10.00	10.00	10.00	10.00	1	.39	
88-12-29	10.00	10.00	10.00	10.00	1	.39	
88-12-30	10.00	10.00	10.00	10.00	1	.39	
88-12-31	10.00	10.00	10.00	10.00	1	.39	
89-01-01	10.00	40.00	30.00	26.67	1	.39	
89-01-02	30.00	30.00	20.00	26.67	1	.39	
89-01-03	20.00	20.00	20.00	20.00	1	.40	
89-01-04	20.00	40.00	10.00	23.33	1	.40	
89-01-05	10.00	10.00	10.00	10.00	1	.40	
89-01-06	10.00	10.00	10.00	10.00	1	.40	
89-01-07	10.00	10.00	10.00	10.00	1	.40	
89-01-08	35.00	35.00	20.00	30.00	1	.40	
89-01-09	7.00	7.00	15.00	9.67	1	.41	
89-01-10	10.00	10.00	10.00	10.00	1	.41	
89-01-11	10.00	10.00	10.00	10.00	1	.41	
89-01-12	10.00	10.00	10.00	10.00	1	.41	
89-01-13	10.00	10.00	10.00	10.00	1	.41	
89-01-14	10.00	10.00	10.00	10.00	1	.41	
89-01-15	10.00	10.00	10.00	10.00	1	.41	
89-01-16	10.00	10.00	10.00	10.00	1	.41	
89-01-17	10.00	10.00	10.00	10.00	1	.41	
89-01-18	35.00	15.00	15.00	21.67	1	.41	
89-01-19	15.00	10.00	10.00	11.67	1	.42	
89-01-20	10.00	10.00	10.00	10.00	1	.42	
89-01-21	10.00	10.00	10.00	10.00	1	.42	
89-01-22	10.00	10.00	10.00	10.00	1	.42	
89-01-23	10.00	10.00	10.00	10.00	1	.42	
89-01-24	10.00	30.00	10.00	16.67	1	.42	
89-01-25	10.00	10.00	10.00	10.00	1	.42	
89-01-26	25.00	15.00	15.00	18.33	1	.42	
89-01-27	15.00	15.00	10.00	13.33	1	.42	

HITAVEITA SUDURNESJA, VINNSLUEFTIRLIT  
Niðurdæling í holu SG-05

89-07-27  
5

Dags.	Niðurdæling, kg/s			Meðal- niðurdæling kg/s	Fjöldi daga	Heildar- niðurd. millj.tonn	Athugasemdir
	2:00	10:00	18:00				
89-01-28	10.00	10.00	10.00	10.00	1	.43	
89-01-29	10.00	10.00	10.00	10.00	1	.43	
89-01-30	10.00	10.00	10.00	10.00	1	.43	
89-01-31	10.00	10.00	25.00	15.00	1	.43	
89-02-01	25.00	15.00	15.00	18.33	1	.43	
89-02-02	15.00	15.00	30.00	20.00	1	.43	
89-02-03	15.00	15.00	15.00	15.00	1	.43	
89-02-04	15.00	15.00	10.00	13.33	1	.43	
89-02-05	15.00	15.00	15.00	15.00	1	.43	
89-02-06	20.00	10.00	10.00	13.33	1	.44	
89-02-07	10.00	10.00	10.00	10.00	1	.44	
89-02-08	10.00	10.00	10.00	10.00	1	.44	
89-02-09	10.00	10.00	10.00	10.00	1	.44	
89-02-10	10.00	10.00	10.00	10.00	1	.44	
89-02-11	10.00	10.00	10.00	10.00	1	.44	
89-02-12	10.00	10.00	10.00	10.00	1	.44	
89-02-13	10.00	10.00	10.00	10.00	1	.44	
89-02-14	10.00	10.00	10.00	10.00	1	.44	
89-02-15	10.00	10.00	10.00	10.00	1	.44	
89-02-16	10.00	10.00	10.00	10.00	1	.44	
89-02-17	10.00	10.00	10.00	10.00	1	.45	
89-02-18	10.00	10.00	10.00	10.00	1	.45	
89-02-19	10.00	10.00	10.00	10.00	1	.45	
89-02-20	10.00	10.00	10.00	10.00	1	.45	
89-02-21	10.00	10.00	10.00	10.00	1	.45	
89-02-22	10.00	10.00	10.00	10.00	1	.45	
89-02-23	10.00	10.00	10.00	10.00	1	.45	
89-02-24	10.00	10.00	10.00	10.00	1	.45	
89-02-25	10.00	10.00	10.00	10.00	1	.45	
89-02-26	10.00	10.00	10.00	10.00	1	.45	
89-02-27	10.00	10.00	10.00	10.00	1	.45	
89-02-28	10.00	10.00	10.00	10.00	1	.46	
89-03-01	10.00	10.00	10.00	10.00	1	.46	
89-03-02	10.00	10.00	20.00	13.33	1	.46	
89-03-03	20.00	20.00	20.00	20.00	1	.46	
89-03-04	20.00	20.00	10.00	16.67	1	.46	
89-03-05	10.00	10.00	10.00	10.00	1	.46	
89-03-06	10.00	10.00	10.00	10.00	1	.46	
89-03-07	10.00	10.00	10.00	10.00	1	.46	
89-03-08	10.00	10.00	10.00	10.00	1	.46	
89-03-09	10.00	10.00	40.00	20.00	1	.46	
89-03-10	10.00	10.00	10.00	10.00	1	.47	
89-03-11	10.00	10.00	10.00	10.00	1	.47	
89-03-12	10.00	10.00	10.00	10.00	1	.47	
89-03-13	10.00	10.00	10.00	10.00	1	.47	
89-03-14	10.00	10.00	10.00	10.00	1	.47	
89-03-15	10.00	10.00	10.00	10.00	1	.47	
89-03-16	10.00	10.00	10.00	10.00	1	.47	
89-03-17	10.00	10.00	10.00	10.00	1	.47	
89-03-18	30.00	10.00	5.00	15.00	1	.47	

HITAVEITA SUBURNESJA, VINNSLUEFTIRLIT  
Niðurdæling í holu SG-05

89-07-27

6

Dags.	Niðurdæling, kg/s			Meðal- niðurdæling kg/s	Fjöldi daga	Heildar- niðurd. millj.tonn	Athugasemdir
	2:00	10:00	18:00				
89-03-19	5.00	5.00	5.00	5.00	1	.47	
89-03-20	5.00	5.00	5.00	5.00	1	.48	
89-03-21	5.00	10.00	10.00	8.33	1	.48	
89-03-22	10.00	10.00	10.00	10.00	1	.48	
89-03-23	10.00	10.00	10.00	10.00	1	.48	
89-03-24	10.00	10.00	10.00	10.00	1	.48	
89-03-25	10.00	10.00	10.00	10.00	1	.48	
89-03-26	20.00	10.00	10.00	13.33	1	.48	
89-03-27	10.00	10.00	10.00	10.00	1	.48	
89-03-28	10.00	10.00	10.00	10.00	1	.48	
89-03-29	10.00	10.00	10.00	10.00	1	.48	
89-03-30	10.00	10.00	10.00	10.00	1	.48	
89-03-31	10.00	10.00	10.00	10.00	1	.48	
89-04-01	10.00	10.00	10.00	10.00	1	.49	
89-04-02	10.00	10.00	10.00	10.00	1	.49	
89-04-03	10.00	10.00	10.00	10.00	1	.49	
89-04-04	10.00	10.00	10.00	10.00	1	.49	
89-04-05	10.00	10.00	20.00	13.33	1	.49	
89-04-06	20.00	20.00	20.00	20.00	1	.49	
89-04-07	20.00	15.00	15.00	16.67	1	.49	
89-04-08	15.00	15.00	15.00	15.00	1	.49	
89-04-09	15.00	15.00	15.00	15.00	1	.49	
89-04-10	25.00	15.00	15.00	18.33	1	.50	
89-04-11	15.00	15.00	15.00	15.00	1	.50	
89-04-12	15.00	15.00	15.00	15.00	1	.50	
89-04-13	15.00	15.00	15.00	15.00	1	.50	
89-04-14	25.00	15.00	15.00	18.33	1	.50	
89-04-15	25.00	25.00	25.00	25.00	1	.50	
89-04-16	25.00	25.00	15.00	21.67	1	.50	
89-04-17	15.00	15.00	15.00	15.00	1	.51	
89-04-18	15.00	15.00	15.00	15.00	1	.51	
89-04-19	15.00	15.00	15.00	15.00	1	.51	
89-04-20	15.00	35.00	35.00	28.33	1	.51	
89-04-21	35.00	35.00	35.00	35.00	1	.51	
89-04-22	35.00	35.00	10.00	26.67	1	.52	
89-04-23	10.00	10.00	15.00	11.67	1	.52	
89-04-24	15.00	15.00	15.00	15.00	1	.52	
89-04-25	30.00	30.00	15.00	25.00	1	.52	
89-04-26	10.00	10.00	15.00	11.67	1	.52	
89-04-27	35.00	35.00	35.00	35.00	1	.52	
89-04-28	35.00	35.00	35.00	35.00	1	.53	
89-04-29	30.00	30.00	30.00	30.00	1	.53	
89-04-30	20.00	20.00	20.00	20.00	1	.53	
89-05-01	35.00	35.00	50.00	40.00	1	.53	
89-05-02	50.00	50.00	50.00	50.00	1	.54	
89-05-03	15.00	15.00	15.00	15.00	1	.54	
89-05-04	15.00	15.00	10.00	13.33	1	.54	
89-05-05	10.00	10.00	10.00	10.00	1	.54	
89-05-06	10.00	30.00	30.00	23.33	1	.55	
89-05-07	30.00	30.00	30.00	30.00	1	.55	



HITAVEITA SUDURNESJA, VINNSLUEFTIRLIT  
Niðurdaling í holu SG-05

89-07-27  
7

Dags.	Niðurdaling, kg/s			Meðal- niðurdaling kg/s	Fjöldi daga	Heildar- niðurd. millj.tonn	Athugasemdir
	2:00	10:00	18:00				
89-05-08	45.00	35.00	35.00	38.33	1	.55	
89-05-09	35.00	35.00	35.00	35.00	1	.55	
89-05-10	35.00	35.00	20.00	30.00	1	.56	
89-05-11	20.00	35.00	50.00	35.00	1	.56	
89-05-12	35.00	35.00	35.00	35.00	1	.56	
89-05-13	35.00	35.00	25.00	31.67	1	.56	
89-05-14	25.00	25.00	25.00	25.00	1	.57	
89-05-15	35.00	35.00	35.00	35.00	1	.57	
89-05-16	35.00	.00	.00	11.67	1	.57	
89-05-17	.00	.00	.00	.00	1	.57	
89-05-18	.00	.00	.00	.00	1	.57	
89-05-19	.00	.00	.00	.00	1	.57	
89-05-20	.00	.00	.00	.00	1	.57	
89-05-21	.00	.00	.00	.00	1	.57	
89-05-22	.00	.00	.00	.00	1	.57	
89-05-23	50.00	.00	.00	16.67	1	.57	
89-05-24	.00	.00	.00	.00	1	.58	
89-05-25	.00	.00	.00	.00	1	.58	
89-05-26	.00	20.00	20.00	13.33	1	.58	
89-05-27	20.00	15.00	5.00	13.33	1	.58	
89-05-28	5.00	5.00	5.00	5.00	1	.58	
89-05-29	5.00	5.00	5.00	5.00	1	.58	
89-05-30	5.00	5.00	15.00	8.33	1	.58	
89-05-31	15.00	25.00	25.00	21.67	1	.58	
89-06-01	10.00	10.00	10.00	10.00	1	.58	
89-06-02	10.00	10.00	10.00	10.00	1	.58	
89-06-03	10.00	10.00	10.00	10.00	1	.58	
89-06-04	10.00	.00	.00	3.33	1	.58	
89-06-05	.00	20.00	25.00	15.00	1	.58	
89-06-06	25.00	25.00	10.00	20.00	1	.59	
89-06-07	25.00	30.00	30.00	28.33	1	.59	
89-06-08	30.00	20.00	20.00	23.33	1	.59	
89-06-09	20.00	20.00	20.00	20.00	1	.59	
89-06-10	20.00	20.00	20.00	20.00	1	.59	
89-06-11	20.00	20.00	20.00	20.00	1	.59	
89-06-12	20.00	20.00	20.00	20.00	1	.60	
89-06-13	20.00	20.00	20.00	20.00	1	.60	
89-06-14	20.00	20.00	50.00	30.00	1	.60	
89-06-15	50.00	30.00	30.00	36.67	1	.60	
89-06-16	30.00	30.00	30.00	30.00	1	.61	
89-06-17	30.00	30.00	30.00	30.00	1	.61	
89-06-18	30.00	30.00	30.00	30.00	1	.61	
89-06-19	15.00	30.00	30.00	25.00	1	.61	
89-06-20	15.00	15.00	15.00	15.00	1	.62	
89-06-21	15.00	15.00	15.00	15.00	1	.62	
89-06-22	15.00	36.00	25.00	25.33	1	.62	
89-06-23	25.00	25.00	25.00	25.00	1	.62	
89-06-24	25.00	30.00	30.00	28.33	1	.62	
89-06-25	30.00	30.00	20.00	26.67	1	.63	
89-06-26	5.00	.00	.00	1.67	1	.63	

HITAVEITA SUÐURNESJA, VINNSLUEFTIRLIT  
Niðurdæling í holu SG-05

89-07-27  
8

Dags.	Niðurdæling, kg/s			Meðal- niðurdæling kg/s	Fjöldi daga	Heildar- niðurd. millj.tonn	Athugasemdir
	2:00	10:00	18:00				
89-06-27	.00	.00	.00	.00	1	.63	
89-06-28	.00	.00	.00	.00	1	.63	
89-06-29	.00	.00	.00	.00	1	.63	
89-06-30	.00	.00	.00	.00	1	.63	